

The Future of Auto Auction Safety

D.G. (Don) Naim
Region 1

Overview

- OSHA Inspection Process
- Hazards in an Auto Auction Environment
- Safety Resolutions
- Results of the OSHA Inspection

Temporary Worker Initiative

- TWI launched April 29, 2013 upon identifying the increasing number of temp labor employees being injured on the job
- Both host employer and temp staffing agency are responsible for employee safety
- Lack of adequate training is a large factor in most cases

Auto Dealership Auction

- 500 Auction Workers
- Approximately 200 Temporary Workers
- 3,000 Vehicles
- 500 Dealers on Auction Day
- 1,000 Workers and Dealers

Auto Dealership Auction

Main Auction Building

Auto Auction Property


Detail Shop



Auto Auction Reality

- Dealer auctions are not like what you see on TV:
 - Classic vehicles being sold on TV range from being sold in 2-5 minutes per vehicle on the auction block. With one lane
 - At these dealer auctions a vehicles are sold every 25 seconds with 6-10 lanes going at the same time.
- Dealers are buying 10-20 vehicles a day.

Scene Overview



Scene Overview



Scene Overview



Auto Auction Tragedy



On May 3, 2017, a Sports Utility Vehicle on auction struck 12 people – fatally injuring five.

Five deaths: 4 private auto dealer employees and 1 temporary worker (second day on the job).

Auto Auction Reality

- OSHA does not have standards associated with struck-by motor vehicle for auto auctions. Therefore, the general duty clause under section 5(a)(1) of the OSH Act was utilized based on research, industry knowledge and feasible abatement measures.
- The National Auto Auction Association Driver Safety Program and Auto Auction Arena Safety Certification Program provided guidance on safety measures within the industry.

Why OSHA?

- The dealer auctions are usually held on private property and do not fall under the DOT jurisdiction; it is primarily OSHA's Jurisdiction.

OSHA Inspection

- Vehicle was driven through the Main Auction Building, while dealers observed and approached this and other vehicles on the auction floor.
- Vehicle strayed from the driving lane, accelerated, and crashed through the wall of the building.
- Inspections opened with;
 - temporary staffing agency
 - four private auto dealers.

05/10/2017

Industry Parallels

- New / Used Car Dealerships
- Rental Car Agencies
- Construction Industry
- Car Wash Facilities

Hazardous conditions at Auto Auctions

- Employees unfamiliar with the vehicle they are driving:
 - Standard v. Automatic
- A majority of the drivers are retired or seniors. This presents several potential issues:
 - Eye sight can be declining.
 - Hearing can be diminished.
 - Reflexes can be slower
- The environment where the auctions are being held:
 - Inclement weather, e.g. rain/snow will increase risk of accidents

Hazardous conditions at Auto Auctions

- Fast paced and constantly moving
 - Multiple employers on site.
- Struck by
 - Risk of employees/bidders being struck while standing in front of vehicle
- Caught between
 - Buyers could be run over as they are inspecting the vehicle if a driver unknowingly accelerates the vehicle to keep the line moving.

Hazardous conditions at Auto Auctions

- Chemical & Storage
 - Gasoline
 - Fluids – Anti-freeze
 - Cleaning products
- Fire extinguishers
 - Lack of training
- Jumping dead vehicles/batteries
 - Acid
 - explosions

Citation Issued

Serious Violation

1910.38(a): Employer did not have an
Emergency Action Plan

1910.106(d)(3)(ii) Storage Cabinets for
Flammable Liquids

Citation Issued

Serious Violation

1910.37 (a) (3):
Exit Routes were
not kept free and
unobstructed




Citation Issued

Serious Violation

1910.157(e)(3): Portable Fire Extinguisher not subjected to annual maintenance check

1910.157(g)(1): Training was not provided for fire extinguishers



Citation Issued

Serious Violation

1910.303(b)(2): Listed and Labeled equipment

1910.305(b)(2):
Electrical boxes without cover plates



Citation Issued

Serious Violation

1910.305(g)(1)(iv): Flexible cords and cables used as a substitute

1910.304(f)(2): Disconnecting means not located and arranged so purpose was evident

1910.304(f)(1): Circuit Breaker not rated SWD


Citation Issued

Serious Violation

1910.151 (c): Eyewash station not provided

1910.1200 (e)(1): Written Hazard Communication program

1910.133(a) (1): Protective eye equipment was not required



Citation Issued

Issued Repeat Violation

5(a)(1) Driver training, high visibility clothing, footwear, remove keys from ignition, speed limits enforced

Based on NAAA Training Guidelines

Summary of Total Citations Issued

Referral Inspection:

- Sixteen (16) serious violations with a penalty of \$267,081.
 - Exposed electrical hazards
 - Flammables
- One (1) General Duty 5(a)(1) violation included feasible and recommended actions to be taken

Total proposed penalty = \$267,081.


Resolution

- Change of Behavior / Culture
- Employer
- Employees are involved in Safety

Follow-up Inspection

- A follow-up inspection was conducted on May 9, 2018.
 - Employer had implemented numerous improvements to the facility and their training programs, over and above what was recommended.
- The employer expressed a willingness to become a leader in their industry.

Institute safety measures in relation struck-by and crushing hazards from moving vehicles



Institute safety measures in relation struck-by and crushing hazards from moving vehicles



Workers directing auction lane traffic wear high visibility vests in all vehicle traffic areas on the premises.



Designate pedestrian safe locations, walkways, and crosswalks



Designate pedestrian safe locations, walkways, and crosswalks



Heat Illness Prevention



Current News

- First time Middlesex County District Attorney charged a corporation with manslaughter
- Indictments allege the company and owner are criminally responsible for willfully, wantonly, and recklessly failing to take appropriate actions that could have prevented the death of five people.
- The case is still ongoing



www.osha.gov

800-321-OSHA (6742)

Heat Illness Prevention Resources



- Website
- Illustrated, Low-Literacy Fact Sheets
- Worksite Poster
- Community Poster
- Training Guide
- Using the Heat Index: A Guide for Employers
- Outreach Wallet Card
- OSHA's Heat Smartphone App



All are available in Spanish; **Download from website or Office of Communications**

Driver Safety Rules & Guidelines

5. Inspect the vehicle prior to starting the vehicle. Test brakes prior to moving the vehicle. Always walk completely around the vehicle prior to entering the vehicle. Be aware of any obstacles or impairments to the vehicle or roadway.

6. Start vehicles with the automatic transmission in Park, or the manual transmission is disengaged, with driver's foot on the brake.

7. Never start a vehicle while outside of it.

8. An authorized driver must be behind the wheel if an engine is running.

9. Do not move a vehicle with the hood or any doors open.

10. Do not move a vehicle considered unsafe. Alert the drive team manager if a vehicle is not safe to operate.

11. Drivers should be alert, cautious and practice defensive driving measures at all times.

12. Direct routes to and from the point of pick up and delivery should be planned prior to driving on either leg.

13. Avoid congested thoroughfares if alternate routes are available.

14. Avoid known hazards such as construction zones and roadwork.

15. Prior to driving vehicle close all windows, sunroofs, T-tops or convertible tops.

16. Before backing, walk around vehicle, check mirrors and then back promptly, but slowly.

17. Use two-second rule when following a vehicle. Four seconds should be used if inclement weather or adverse driving conditions. (Review this rule often as following too closely is a primary cause of rear-end accidents).



18. When delivering multiple vehicles to or from the auction, drivers should not follow directly behind one another. Multiple non-auction related vehicles should be allowed to travel either in front or behind the auction vehicles. (We do not want auction vehicles involved in multiple car accidents with each other!).

19. Scan the road ahead.

20. Use extreme caution approaching intersections; many serious accidents occur at stoplights and stop signs.

21. Know who has the right of way – pedestrians, vehicles on right; be courteous.

22. Show your intentions – signal, brake.

23. Slow through the intersection – cover the brake, use extreme caution.

24. Go only when safe, clear.

25. Never “assume” other driver will stop.

26. Beware of “stale green” lights – these are stoplights that have been green for a long time and are due to change quickly.

27. LRL Rule: look Left-Right-Left before driving through intersections because vehicles from left will hit you first.

28. Adhere to posted speed limits at all times.

29. Communicate intentions to other vehicles on the road by tapping brakes to alert vehicles that you are preparing to stop.

30. Stop smoothly.

31. Stay away from tailgaters.

32. Back in or pull through parking space so that your first move is forward.

33. Upon parking a vehicle make certain the ignition is completely off and parking brake is engaged before leaving the vehicle.

34. Be prepared to stop the vehicle at all times.

35. Always be aware of customers and pedestrians, they have the right of way at all times.

36. Maintain at least one car length spacing from forward vehicle when running vehicles through the lanes.

37. Motorcycles should be operated only by authorized personnel with proper equipment, i.e., long pants, long sleeve shirt, and HELMET.

38. Smoking is not permitted within 50 feet of any gasoline or fuel dispensing.

39. Report all accidents and damage, regardless of however minor, to your supervisor immediately. An accident report will be provided and should be completed immediately.

40. Management will conduct an accident investigation and any disciplinary action deemed necessary will be taken.

On Premises:

41. Do not allow persons to “rev up” the engine from under the hood.

42. Pay attention at all times. Eating, drinking, smoking or chewing tobacco while driving a vehicle through the auction lanes is prohibited.

43. During auction while stopped and waiting in line, vehicles with automatic transmissions will be placed in park. Vehicles with manual transmissions will be placed in neutral. The driver will keep his foot on the brake.

44. Do not cut through lanes. Stay within the designated lanes while moving through the lot.

45. Stop at all intersections.

46. A disabled vehicle should be pushed with a “power pusher” or other powered device where available. If no powered unit is available it should be pushed by at least 3 individuals of proper size to ensure the vehicle can be moved without straining. A driver should be in place to maintain steering control and braking.

47. Riding on any vehicle except in a seat as designed by the manufacturer (golf carts, trailers, trucks, etc.) is strictly prohibited. Do not allow customers to ride on any vehicle except in a seat and in a safe manner.

48. Report all accidents and damage, regardless of however minor, to your supervisor immediately. An accident report will be provided and should be completed immediately.

